

Oxford Test of English

A guide for test takers

Who is the Oxford Test of English for?

The Oxford Test of English is for learners of English at B2, B1, and A2 levels of the Common European Framework of Reference (CEFR). It tests your ability to communicate in English in a range of educational, professional, and social settings. The results can be used to show employers and universities your level of proficiency in English according to CEFR level.

You can find a list of all institutions recognizing the Oxford Test of English at www.oxfordtestofenglish.com.

About the test

The Oxford Test of English is a computer-based test. It consists of four modules: Speaking, Listening, Reading, and Writing. You can take the whole test (all four modules), a single module, or any combination of the four modules.

Visit www.oxfordtestofenglish.com for information on participating test centres.

The test uses a bank of questions for each module so that during one test session, each test taker gets a different version of the test. The Listening and Reading modules are adaptive, which means that the questions get more difficult or easier depending on whether you answer them correctly or not. This allows the computer to accurately assess your level of English. The Speaking and Writing modules are marked by trained English language assessors.

The following information tells you what is in each module, how long you have to complete it, and what is being tested.

Speaking module

Timing: approximately 15 minutes

Part	Structure	Testing focus
1	Interview Eight questions on everyday topics Questions 1 and 2: Talk for ten seconds per question Questions 3–8: Talk for twenty seconds per question	<ul style="list-style-type: none"> responding to questions giving factual information expressing personal opinions on everyday topics
2	Voicemail Talk for forty seconds per voicemail Twenty seconds' preparation time Voicemail 1: Leave a voicemail Voicemail 2: Reply to a voicemail	<ul style="list-style-type: none"> organizing longer speech speaking formally or informally
3	Talk Short talk Choose two of four photos to talk about Thirty seconds' preparation time Talk for sixty seconds	<ul style="list-style-type: none"> organizing longer speech describing comparing and contrasting speculating suggesting
4	Follow-up questions Six questions on the topic of the Part 3 talk Talk for thirty seconds per question	As for Part 3 and including: <ul style="list-style-type: none"> responding to questions expressing, justifying and responding to opinions expressing feelings agreeing and disagreeing

Listening module

Timing: approximately 30 minutes

Part	Structure	Testing focus
1	Multiple choice – picture options Five short monologues/dialogues each with picture options Five three-option multiple-choice questions Audio and visual input Time to check answers: ten seconds	Identifying <ul style="list-style-type: none"> specific information
2	Note completion A longer monologue with a note completion task Five three-option multiple-choice questions Time to check answers: fifteen seconds	Identifying <ul style="list-style-type: none"> specific information
3	Matching opinions with people who say them A longer dialogue Five three-option multiple-choice questions Time to check answers: fifteen seconds	Identifying <ul style="list-style-type: none"> stated opinion implied meaning
4	Multiple choice Five short monologues/dialogues Five three-option multiple-choice questions Time to check answers: ten seconds	Identifying <ul style="list-style-type: none"> attitude/feeling/opinion gist function/reason/purpose speaker relationship topic type/genre

Reading module

Timing: 35 minutes

Part	Structure	Testing focus
1	<p>Multiple-choice questions on short texts</p> <p>Six short texts from a variety of sources</p> <p>Six three-option multiple-choice questions</p> <p>Texts may be adverts, blogs, emails, notes, notices, and text messages</p> <p>One minute twenty seconds to answer each question</p>	<p>Identifying</p> <ul style="list-style-type: none"> • main message • purpose • detail
2	<p>Multiple matching</p> <p>Six profiles of people to match with four longer text descriptions</p> <p>Texts are factual and may be from brochures, advertisements, and magazine articles</p> <p>Eight minutes to match the profiles and texts</p>	<p>Reading quickly to identify</p> <ul style="list-style-type: none"> • specific information • opinion and attitude
3	<p>Gapped text</p> <p>Six extracted sentences inserted into a longer text</p> <p>Texts may be from online sources such as a newspaper or magazine article</p> <p>Eleven minutes to decide where the sentences fit in the text</p>	<p>Identifying</p> <ul style="list-style-type: none"> • text structure • organizational features of a text
4	<p>Multiple-choice questions on longer text</p> <p>Four three-option multiple-choice questions</p> <p>Texts may be formal, neutral or informal in register and may be from online sources such as a newspaper or magazine article</p> <p>Eight minutes to answer four questions</p>	<p>Identifying</p> <ul style="list-style-type: none"> • attitude/opinion • purpose • reference • the meanings of words in context • global meaning

Writing module

Timing: 45 minutes

Part	Structure	Testing focus
1	<p>Email</p> <p>Respond to an email</p> <p>Write between 80–130 words</p> <p>Responses are either informal or formal/neutral, and need to include the three prompts from the input email</p> <p>Twenty minutes to write a response</p>	<ul style="list-style-type: none"> • giving information • expressing and responding to opinions and feelings • transactional functions such as inviting/requesting/suggesting
2	<p>In Part 2, you have a choice of writing an essay OR an article/review</p>	
	<p>Essay</p> <p>Essay topic typical of classroom discussions</p> <p>Write between 100–160 words</p> <p>Twenty-five minutes to write an essay</p>	<ul style="list-style-type: none"> • expressing and responding to opinions • developing an argument
	<p>Article/Review</p> <p>Article or review topic typical of classroom discussions</p> <p>Write between 100–160 words</p> <p>Twenty-five minutes to write an article or review</p>	<ul style="list-style-type: none"> • describing • narrating • expressing feelings and opinions • recommending

Registering for the test

You can only take the Oxford Test of English at an approved test centre. Please ask your school for information about your nearest test centre, or visit www.oxfordtestofenglish.com. Please contact your nearest test centre directly with any questions – they will tell you the dates when the test is available and how much it costs to take the test.

After you have paid the fee for the test and the test centre has confirmed your session with Oxford University Press, they will send you an email inviting you to register your Oxford Test of English account. It is important that you register before your test day.

Your test centre will also tell you:

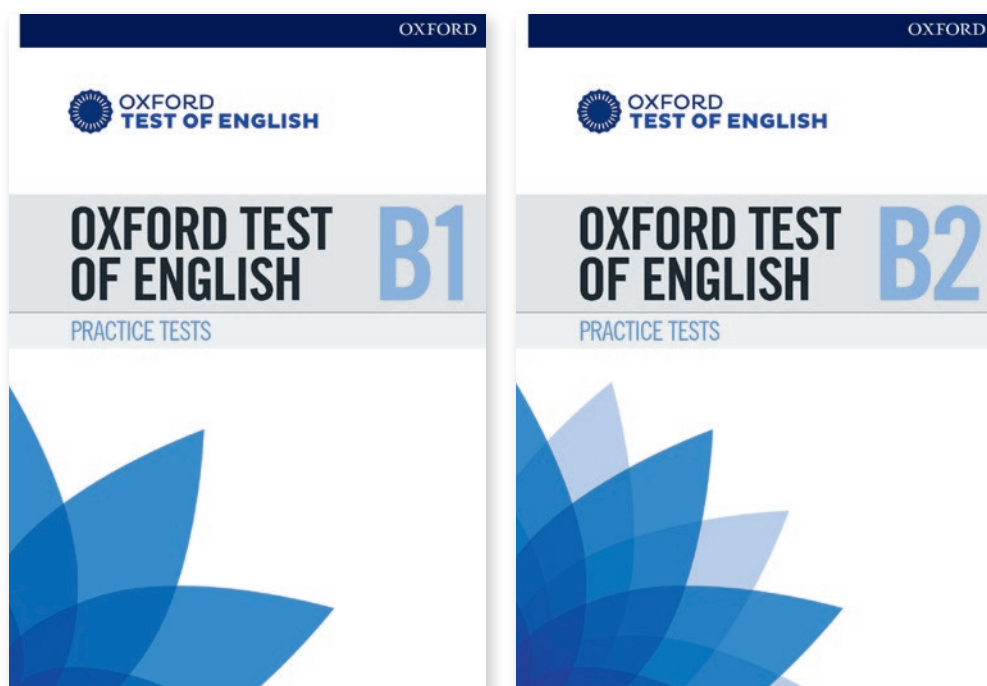
- the date and time of your test session
- where you will take your test.

Preparing for the test

Before you take the test, there is a lot of free support on the Oxford Test of English website: www.oxfordtestofenglish.com. There is a full online demo which allows you to take a version of the whole test, or individual modules. The demo test is at CEFR B1 level and is designed to help you familiarize yourself with the different types of questions in the test, the time allowed to answer each question, and the online test experience. The online demo test does not save your answers and your answers are not marked.


In addition to the demo test, there is also a link to a PDF version, which you can print out, complete and then mark using the accompanying answer key.

If you would like further practice, two practice books are available, one at CEFR B1 level, and one at CEFR B2 level. The books contain exam tips, skills-development exercises, and two full practice tests with audio and a key so that you can check your answers. Your test centre can give you more information on where to buy these books.



Test day

- Make sure you arrive at the test centre at least half an hour before your test is scheduled to start. Your test centre will inform you of the time you need to arrive.
- When you arrive at the test centre, the invigilator will tell you where to put your personal belongings, such as your bag and your phone, while you are taking the test. You must switch off any electronic devices, such as mobile phones, before you give them to the invigilator. You cannot access these belongings until the test ends.
- You must follow any instructions given by the invigilator. You must not talk during the test, except in the Speaking module, or to talk to the invigilator. There will be time for you to ask questions before the test starts. If you have a question, please put up your hand and wait for the invigilator.
- The invigilator will ask you to sit at a particular computer where you will take the test. You must stay in your seat until the test finishes. If you need to use the toilet during the test, your test will continue and you will lose any time spent away from the computer.
- The invigilator will read out the Oxford Test of English Terms and Conditions.
- You will need to sign in using your username and password to take the test. It is very important that you take your username and password with you on the test day.



- After you sign in, the invigilator will check your identification.

Your identification document (ID)

You will need to enter the details of your photographic ID when you register on the Oxford Test of English website. It is important that you take your ID document with you on the test day. You must keep the ID on your desk with the photograph showing throughout the test. The following forms of photographic ID are accepted:

- National identity card
- Passport
- Driving licence.

Unacceptable behaviour

Oxford University Press will not tolerate the following behaviour:

- You must not do anything to give you or other test takers an unfair advantage, before, during or after the test.
- You must not bring any dictionaries, paper, pens, pencils or electronic equipment, such as laptops, mobile phones, cameras, smart watches, digital sound recorders, etc., into the test room. If you bring any electronic devices with you on the day, you must turn them off and give them to the invigilator before you enter the test room.
- You must not copy the questions or answers in the test, or share the questions or answers with anyone else.
- You must not take the test for someone else or let anyone take the test on your behalf.
- You must not talk to other test takers during the test.
- You must not smoke in the test room.

- You must not eat in the test room.
- You may take water into the test room in a clear plastic bottle with any labels removed.



You will complete an audio check before the test starts to make sure the headphones and microphone provided by the test centre are working properly. You should speak clearly at a normal level into the microphone. You can change the volume during the test. If there is a problem with the headphones or microphone, tell the invigilator – you must not try to fix the problem yourself. It is a good idea to keep the headphones on for all four modules if you are doing the whole test; during the Speaking module, other test takers in the room will be speaking at the same time as you. There may also be some background noise, which headphones will reduce.

When everyone is ready, the invigilator will start the test.

The Speaking module

You will need to wear the headphones provided during the Speaking module. In the Speaking module, your answers to the questions are recorded. The recordings will be marked by a trained assessor, so please speak clearly into the microphone. For each question, a clock shows how much time you have to answer. The Speaking module moves from one question to the next automatically. You cannot return to a question after the time runs out. Remember that you can change the volume to the level you want during the Speaking module.

The Listening module

You will need to wear the headphones provided during the Listening module. You can listen to each question two times. You can choose your answers at any time while the question is on screen. If you answer a question after the first time you listen, you can click the 'Next' button to go to the next question. After the second time you listen to the question, a clock shows how much time you have left to finish choosing your answers. The question will then automatically move to the next screen. You cannot return to a question after you click 'Next' or after the time runs out. Remember that you can change the volume to the level you want during the Listening module.

The Reading module

For each question, a clock shows how much time you have to answer the questions. After you answer a question you can click 'Next' to go to the next question. You cannot return to a question after you click 'Next' or after the time runs out.

The Writing module

For Writing Part 1 you will write an email.

For Writing Part 2 you will have a choice of writing an essay or a magazine article/review. A clock shows how much time you have to answer each question. You cannot return to a question after you click 'Next' or after the time runs out.

During the test

During the test, invigilators will walk around the room to make sure there are no problems, and to check IDs. If you have a question, put up your hand and wait for the invigilator.

When the test is complete, you will need to sign out. You can then quietly leave the room and get your belongings. You must not talk to other test takers until you leave the test room.

Full details of the test regulations are available on www.oxfordtestofenglish.com.

Viewing your results

Your results for the Listening and Reading modules will be available immediately after the test. Your results for Speaking and Writing will be available **fourteen days** after the test date. You will receive an email when each module result is available. Sign in to your Oxford Test of English account to see or download your results.

OXFORD
UNIVERSITY PRESS

OXFORD
TEST OF ENGLISH

Username:
john@smith.com

Password:
Please enter your password

Sign in

Forgotten your password? > Help & Support >

Sign in using your existing username and password if you are registered with:

Oxford Learn OXFORD LEARNER'S BOOKSHELF Oxford Dictionary English Language Teaching OXFORD TEST OF ENGLISH

OXFORD
UNIVERSITY PRESS

Understanding your results

Oxford Test of English results are valid for life – they never run out. However, some institutions such as universities may have their own policies on how recent your evidence of English language proficiency must be.

You will get Module Report Cards for each module you take. You will only get an Oxford Test of English Certificate of Proficiency if you take all four modules.

Certificate

You will receive a certificate if you complete all four modules (Speaking, Listening, Reading, and Writing).

Overall CEFR level and score

Certificates have an overall CEFR level and an overall score. The overall score is the average of the scores of the four individual modules, out of a total of 140. If you retake any modules, the certificate will always show your best results.

Date module was taken

You may take individual modules on different dates. Here you can see the date each module was taken.

Verifying results

Universities and employers will need you to verify your results. For further information about results verification, go to <https://verify.oxfordtestofenglish.com>.

Test scores

Scores for the Oxford Test of English are from 51–140. These scores are aligned to CEFR levels A2, B1, and B2. The scale is used for the individual module scores and the overall score for the test.

A2		B1		B2	
A2.1	A2.2	B1.1	B1.2	B2.1	B2.2
51	66	81	96	111	126
					140

OXFORD TEST OF ENGLISH

UNIVERSITY OF OXFORD

The Oxford Test of English is certified by the University of Oxford

TEST TAKER NAME	DATE OF BIRTH	TEST TAKER NUMBER
Fernando García León	03 January 1990	123 456 789

CERTIFICATE REFERENCE NUMBER
ABC 456 789 123

OVERALL CEFR LEVEL	OVERALL SCORE
B2	120

MODULE	SCORE	CEFR LEVEL		
		A2 (51–80)	B1 (81–110)	B2 (111–140)
Speaking Taken 03 September 2016	100			
Listening Taken 25 June 2016	112			
Reading Taken 25 June 2016	128			
Writing Taken 03 September 2016	140			

Score Guide
The Oxford Test of English measures proficiency in English at A2, B1, and B2 levels of the Common European Framework of Reference (CEFR). The Certificate provides a CEFR level and a standardised score from 0–140. For more information on test scores go to oxfordtestofenglish.com

Results Verification
Please go to <https://verify.oxfordtestofenglish.com> for details on how to officially verify the results shown on this certificate.

Peter Marshall, Managing Director, English Language Teaching, Oxford University Press
Dr Charles Boyle, Deputy Director, International Programmes, University of Oxford

OXFORD UNIVERSITY PRESS

Module score

Each module is given a CEFR level and a score out of 140. This shows your relative strengths across the four skills.

If you wish to improve your score, you can retake an individual module, rather than the whole test.

Module Report Card

You will receive Module Report Cards for individual modules. Report cards do not give an overall CEFR level or overall score.

Module Report Card

TEST TAKER NAME	DATE OF BIRTH	TEST TAKER NUMBER
Fernando García León	03 January 1990	123 456 789
MODULE REPORT CARD REFERENCE NUMBER		
ABC 456 789 123		

MODULE	SCORE	CEFR LEVEL		
		A2 (51-80)	B1 (81-110)	B2 (111-140)
Speaking Taken 03 September 2016	100			

Score Guide
The Oxford Test of English measures proficiency in English at A2, B1, and B2 levels of the Common European Framework of Reference (CEFR). The Module Report Card provides a CEFR level and a standardised score from 0-140. For more information on test scores go to oxfordtestofenglish.com

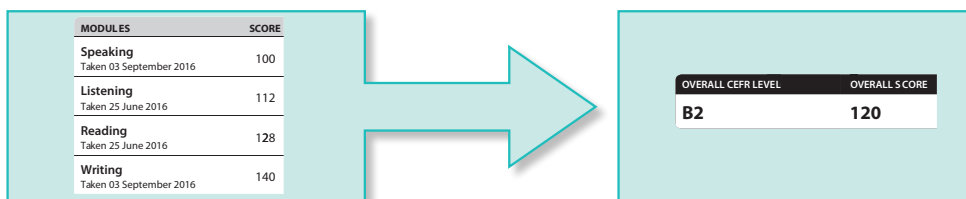
Results Verification
Please go to <https://verify.oxfordtestofenglish.com> for details on how to officially verify the results shown on this module report card.

Module score

The Module Report Card shows the module score and CEFR level for the module completed.

How overall CEFR level and overall scores are calculated

You are given a CEFR level and score for each module and, if you have taken all four modules, an overall CEFR level and overall score. For this reason, you may find that you have scores at more than one CEFR level. For example, B2 for Reading, Listening, and Writing, but B1 for Speaking, and an overall score of B2:



Your institution or employer may take the individual module scores into account if a particular language skill, for example, Speaking, is more important than others for your course or job. Similarly, they may require B2 in all four skills. This is decided by the institution or employer.

CEFR level descriptors

The Common European Framework of Reference (CEFR) is a widely-recognised international benchmark for language ability, developed by the Council of Europe (2001). The table below shows how the overall scores of the Oxford Test of English relate to the CEFR levels, and what you are likely to be able to do if your score corresponds to the range for levels B2, B1, and A2.

Overall score	CEFR level	CEFR level descriptors©
111–140	B2	Can understand the main ideas of complex text on both concrete and abstract topics, including technical discussions in his/her field of specialization. Can interact with a degree of fluency and spontaneity that makes regular interaction with native speakers quite possible without strain for either party. Can produce clear, detailed text on a wide range of subjects and explain a viewpoint on a topical issue giving the advantages and disadvantages of various options.
81–110	B1	Can understand the main points of clear standard input on familiar matters regularly encountered in work, school, leisure, etc. Can deal with most situations likely to arise whilst travelling in an area where the language is spoken. Can produce simple connected text on topics, which are familiar, or of personal interest. Can describe experiences and events, dreams, hopes and ambitions and briefly give reasons and explanations for opinions and plans.
51–80	A2	Can understand sentences and frequently used expressions related to areas of most immediate relevance (e.g. very basic personal and family information, shopping, local geography, employment). Can communicate in simple and routine tasks requiring a simple and direct exchange of information on familiar and routine matters. Can describe in simple terms aspects of his/her background, immediate environment and matters in areas of immediate need.

© The copyright for the CEFR level descriptors is owned by the Council of Europe.

Getting the results you want

The Oxford Test of English is accepted by a large number of institutions and employers as proof of language proficiency. However, before the test, make sure that you know exactly what results you need to get. For example, an institution might require evidence of a specific CEFR level for each module in the test, or it may just require an overall CEFR level.

Results verification

Universities, employers and other organizations will require you to provide verification of your results to make sure that they are genuine. For more information on results verification, go to <https://verify.oxfordtestofenglish.com>.

Retaking the test

If you didn't get the results you wanted, you can retake the whole test or the individual modules you wish to improve. There is no limit to the number of times the test can be retaken, but you need to wait four weeks before you can retake the test. It is recommended that you use the time for further study. You can find more information about retakes in the Test Regulations at www.oxfordtestofenglish.com.

Concerned about your results?

Results review

If you are unhappy with a result you receive, you can request a results review via your test centre. Fees for results reviews are available from the test centre and may vary at different test centres.

A results review consists of either a re-mark of the Speaking or Writing module, or a results check of the Listening or Reading module. A results review will not result in a lower score than that achieved in the original test. If the CEFR level for the module or the overall CEFR level increases as a result of the results review, the review fee is refunded.

In the unlikely event that the results review identifies an error in the tasks presented to you during the test, you may need to retake the test. In such cases, your review fee may be refunded and you may be offered a refund of the test fee or a free test resit via the test centre.

Please note that as the Listening and Reading modules are marked by computer, errors in marking are extremely rare so a results review for these modules is unlikely to result in a change to the original result.

Appeal

If you have requested a results review for one or more modules of the test and you are still unhappy with the outcome, you may request an appeal via the test centre. The test centre will charge a fee to process an appeal. You cannot request an appeal if you have not previously requested a results review. All appeals are reviewed by the University of Oxford. The decision of the university is final.

Frequently Asked Questions

On the test day

What if I am late for the test?

Once the test has started, test takers arriving late cannot join the test.

What if I cannot come to the test?

If you cannot attend the test, contact the test centre as soon as possible.

What form of identity do I need?

You need to bring the identity document you entered during registration. This will be your national identity card, driving licence, or your passport. No other form of ID will be accepted.

What if I forget my ID?

If you do not have a valid form of photographic ID, you will not be allowed to take the test.

What happens if something goes wrong with my computer?

If there is a technical problem with your computer, put up your hand and tell the invigilator. Do not try to fix the problem yourself.

During the test

What if I need a break during the test?

If you need to take a break during the test, for example to go to the toilet, put up your hand and ask the invigilator. Please note that the test will continue, and you will lose the time spent away from the computer.

Can I leave if I finish the test early?

Yes, normally you will be able to leave early. If you want to leave early, put up your hand and wait for the invigilator. You cannot leave in the last 10 minutes of the test. Sometimes you may not be able to leave early – the invigilator will tell you.

During the test, can I change my answers to questions?

Yes. For the Listening, Reading, and Writing modules, you can change your answer as many times as you like until either you click 'Next' or run out of time for the question.

Can I go back to a previous question?

No. After you click 'Next' or run out of time, you cannot go back to a previous question.

Do I have to give an answer?

In Listening and Reading you have to answer a question before you can click 'Next' and move on to the next question. If you do not answer before time runs out, the question will be marked as incorrect. If you do not answer a question in the Speaking and Writing modules, you may lose marks.

What criteria are used to mark the Speaking and Writing modules?

Speaking is marked on pronunciation, fluency, grammar, and lexis. Writing is marked on task fulfilment, organization, grammar, and lexis.

Do I have to answer all the questions in the Speaking module?

You should try to answer all the questions in the Speaking module. If you do not speak enough, you will lose marks.

Is there a penalty if I write more than 120 words for Writing Part 1, or more than 180 words for Writing Part 2?

There is no penalty for writing more words. However, if you include information that is irrelevant, or if your answer is not well organized, you might lose marks.

Is there a penalty if I write fewer than 80 words for Writing Part 1, or fewer than 100 words for Writing Part 2?

Yes. If you do not write enough words, you will lose marks for task fulfilment.

Do I have to include all three prompts in the email in Writing Part 1?

Yes. The prompts will help you organize your email. If you do not use all three prompts, you will lose marks.

You can find more information in the sample test, available on www.oxfordtestofenglish.com.

After the test

How soon can I retake the test?

You need to wait four weeks before you can retake the test.

When will my results be available?

Your results for the Listening and Reading modules will be available immediately after the test.

Your results for Speaking and Writing will be available **fourteen days** after your test date. You will receive an email when each module result is available. Sign in to your Oxford Test of English account to see or download your results.